


# COO-VAR<sup>®</sup>

PAINTS, PRIMERS & SPECIALISED COATINGS

## FLOOR PAINT GUIDE

*Don't just cover it, coo-var it!*



# FLOOR, SPORT AND LINE MARKING

## Contents:

Welcome to our Floor Paint Guide	3-4
Product Selector	5-6
Floor Paint Systems	7-10
Single Pack Products	11-12
Two-Pack Products	13-16
Anti-Slip Finishes	17-18
Two-Pack Primers	19-20
Preparation Products	21-22
PTV Table	23
At A Glance Chart	24
Additional Products	25-26

# Welcome to our floor paint guide.






Teal & Mackrill began manufacturing paint in 1908 producing marine and industrial coatings for the manufacturing and shipbuilding industries. This brand still thrives today and is better known as Teamac.


Teal & Mackrill diversified into specialist and functional coatings for the building and decorative trade under the brand Coo-Var. Coo-Var is a leading brand in specialist paints, especially floor paints. This guide has been designed to help you decide which floor paint products

best suits your requirements, by providing basic technical information.

If you require further information please call our sales office on +44 (0)1482 328053 or Technical Services Helpline on +44 (0)1482 381444. Alternatively visit [www.coo-var.co.uk](http://www.coo-var.co.uk) where data sheets are available for download.

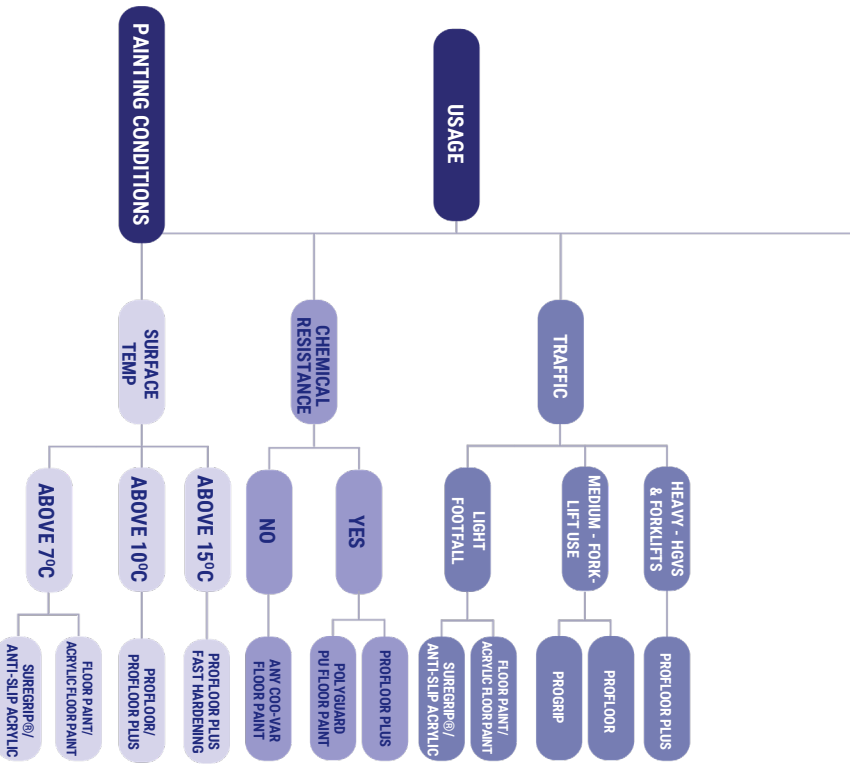
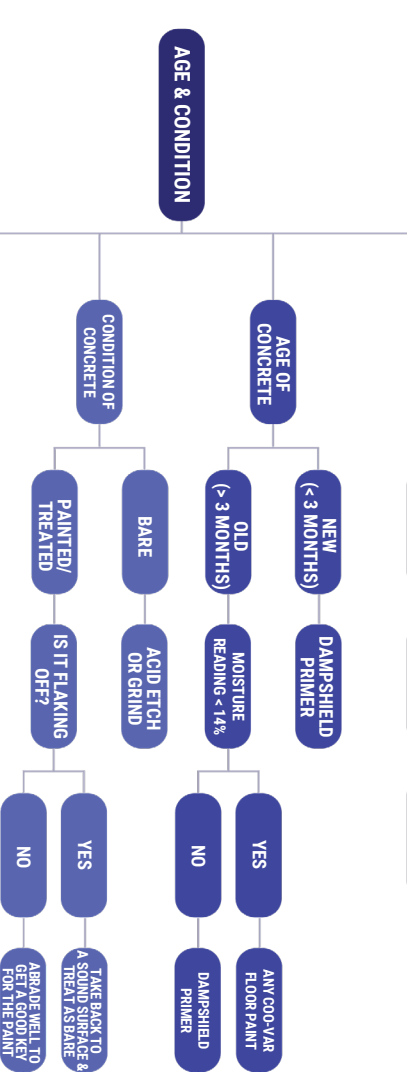
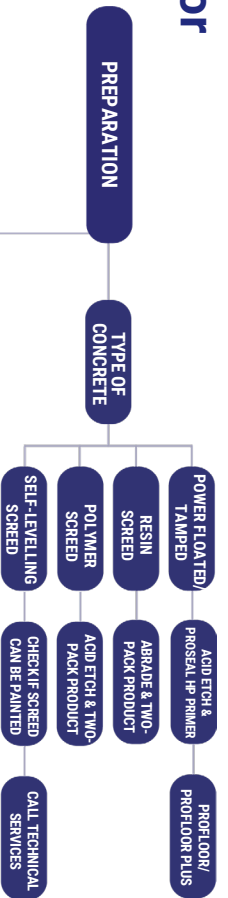
## KEY:

-  Brush
-  Hard dry
-  Roller
-  Touch dry
-  Spray



# Product Selector

## Painting Concrete



# Floor Paint Systems:

## Previously Painted Concrete

### SINGLE PACK

#### ACRYLIC FLOOR PAINT

If existing coating is not sound - remove by vacuum blasting or diamond grinding then treat as bare

Use Oil Remover if necessary

If existing coating is sound - abrade to provide a suitable key

Apply 2 coats of Acrylic Floor Paint at 11 sqm/l

or

Apply 2 coats of Anti-slip Acrylic Floor Paint at 5-9 sqm/l for an anti-slip finish

#### FLOOR PAINT

If existing coating is not sound - remove by vacuum blasting or diamond grinding then treat as bare

Use Oil Remover if necessary

If existing coating is sound - abrade to provide a suitable key

Apply 2 coats of Floor Paint at 9-11 sqm/l

or

Apply 2 coats of Suregrip at 6-10 sqm/l for an anti-slip finish\*

### TWO-PACK

#### PROFLOOR

If existing coating is not sound - remove by vacuum blasting or diamond grinding then treat as bare

Use Oil Remover if necessary

If existing coating is sound - abrade to provide a suitable key

Use Floor pack repair mortar if necessary

Apply 1 coat of Profloor

Apply a 2nd coat of Profloor

#### PROFLOOR PLUS

If existing coating is not sound - remove by vacuum blasting or diamond grinding then treat as bare

Use Oil Remover if necessary

If existing coating is sound - abrade to provide a suitable key

Use Floor pack repair mortar if necessary

Apply 1 coat of Profloor Plus / Fast Hardening

If required Scatter anti-slip additive on to wet paint

Apply a 2nd coat of Profloor Plus / FH



\* Stir only if necessary. Do not use a mechanical shaker. Avoid applying too thickly as this will result in slow drying & impaired performance.

Two pack products can only be applied over an existing two pack. If in any doubt please speak to technical services. Always read the Technical Data Sheet

# Floor Paint Systems:

## Bare Concrete

### SINGLE PACK

#### ACRYLIC FLOOR PAINT

Acid Etch or vacuum blast/diamond grind

Apply the 1st coat of Acrylic Floor Paint thinned 5%

Apply a 2nd coat of Acrylic Floor Paint unthinned at 11 sqm/l

or

Apply 2 coats of Anti-slip Acrylic Floor Paint at 5-9 sqm/l for anti-slip finish

Additional coats may be added as desired

#### FLOOR PAINT

Acid etch or vacuum blast/diamond grind

Apply the 1st coat of Floor Paint thinned 10%

Apply a 2nd coat of Floor Paint unthinned at 9-11 sqm/l

or

Apply 2 coats of Suregrip at 6-10 sqm/l for an anti-slip finish\*

Additional coats may be added as desired

### TWO-PACK

#### PROFLOOR

Acid etch or vacuum blast/diamond grind

Apply ProSeal High Performance Primer

Apply 1 coat of Profloor

Apply a 2nd coat of Profloor

If anti-slip finish is required please see our ProGrip on page 16.

#### PROFLOOR PLUS

Acid etch or vacuum blast/diamond grind

Apply ProSeal High Performance primer

Apply 1 coat of Profloor Plus / Fast Hardening

If required Scatter anti-slip additive on to wet paint

Apply a 2nd coat of Profloor Plus /Fast Hardening

ON NEW DAMP CONCRETE USE DAMPSHIELD PRIMER RATHER THAN HIGH PERFORMANCE PRIMER. FOR OIL CONTAMINATED SURFACES USE DAMPSHIELD PRIMER (SEE PAGE 20)



\* Stir only if necessary. Do not use a mechanical shaker. Avoid applying too thickly as this will result in slow drying & impaired performance.

For further advice on suitable primers, please speak to Technical Services. Always read the Technical Data Sheet.

# Single Pack Products



## ACRYLIC FLOOR PAINT

Coo-Var Acrylic Floor Paint is a professional quality, durable, water-based floor paint. Ideal for use in areas where fast drying and low odour is important. Available in 1L, 2.5L and 5L tins



- ✓ **Finish:** Semi-Gloss
- ✓ **Application:** 
- ✓ **Coverage:** 11 m<sup>2</sup>/l
- ⌚ **Drying Time:**  1.5hrs 6hrs



Special colours available to order RAL/BS

## FLOOR PAINT

Coo-Var Floor Paint is a professional quality, durable, solvent-based Floor Paint with a semi-gloss finish. Compatible with most previously painted floors. Ideal for foot and light truck traffic. Available in 1L, 2.5L and 5L tins

- ✓ **Finish:** Semi-Gloss
- ✓ **Application:** 
- ✓ **Coverage:** 9-11 m<sup>2</sup>/l
- ⌚ **Drying Time:**  4hrs 12hrs



Special colours available to order RAL/BS



# Two-Pack Products



## PROFLOOR

ProFloor is an exceptionally hardwearing, water-based Two-Pack epoxy floor paint. Ideal for heavy traffic areas subject to forklift use e.g. warehouses.

Available as a 5kg mixed unit.

- ✓ **Finish:** Semi-Gloss
- ✓ **Application:** 
- ✓ **Coverage:** 6-10 m<sup>2</sup>/kg
- 🕒 **Drying Time:**  4hrs 8-12hrs





Special colours available to order RAL/BS

## PROFLOOR PLUS

ProFloor Plus is an exceptionally hardwearing resin based, Two-Pack epoxy floor paint. Ideal for heavy traffic environments and areas where chemical resistance is required.

Available as a 5kg mixed unit.

- ✓ **Finish:** Semi-Gloss
- ✓ **Application:** 
- ✓ **Coverage:** 4-5 m<sup>2</sup>/kg
- 🕒 **Drying Time:**  4-8hrs 24-36hrs



Special colours available to order RAL/BS





## PROFLOOR PLUS FAST HARDENING

ProFloor Plus Fast Hardening is a fast drying and exceptionally hardwearing resin based, Two-Pack epoxy floor paint. Ideal for heavy traffic environments, areas where chemical resistance and a rapid return to service is required. An optional anti-slip additive is available. Available as a 5kg mixed unit.

✔ **Finish:** Semi-Gloss

✔ **Application:** 

✔ **Coverage:** 4-5 m<sup>2</sup>/kg

⌚ **Drying Time:**   
4hrs 10 hrs



Poppy Red



Tile Red



Yellow



Light Grey



Blue



Kingfisher Blue



Flint Grey



Forest Green



Black



White

*Special colours available to order RAL/BS*



## PROGRIIP

ProGrip is a hard wearing, anti-slip, water- based, two pack epoxy. This pre-aggregated coating saves application time and provides an even, slip resistant finish. Ideal for floors where safety is a priority.

Available as a 5kg mixed unit.

✔ **Finish:** Semi-Gloss

✔ **Application:** 

✔ **Coverage:** 6-10 m<sup>2</sup>/kg

⌚ **Drying Time:**   
4hrs 8-12hrs



Tile Red



Yellow



Green



Light Grey



Flint Grey



Black



White

*Special colours available to order RAL/BS*

# Anti-Slip Finishes



## ANTI-SLIP ACRYLIC FLOOR PAINT

Coo-Var Anti-Slip Acrylic Floor Paint is a professional quality, durable, water-based Anti-slip Paint with a fine aggregated finish. Compatible with most previously painted floors. Ideal for floors where safety is a priority and risk of slips is high. Available in 2.5L and 5L tins.

- ✓ **Finish:** Matt
- ✓ **Application:** 
- ✓ **Coverage:** 5-9 m<sup>2</sup>/l
- 🕒 **Drying Time:**  1hr 4hrs



*Special colours available to order RAL/BS*

## SUREGRIP®

Coo-Var Suregrip is a professional quality, durable Anti-slip Floor Paint with a heavily aggregated finish. Compatible with most previously painted floors. Ideal for floors where safety is a priority and risk of slips is high. Available in 1L, 2.5L and 5L tins.

- ✓ **Finish:** Aggregated
- ✓ **Application:** 
- ✓ **Coverage:** 5-9 m<sup>2</sup>/l
- 🕒 **Drying Time:**  6hrs 24hrs





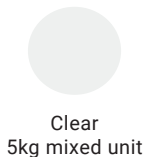
*Special colours available to order RAL/BS*

# Two-Pack Primers

## PROSEAL HIGH PERFORMANCE PRIMER



A water-based, low odour epoxy primer. Used to assist adhesion to difficult floors and surfaces. Acts as a barrier between old floor coatings and selected Coo-Var Floor Paint products. Particularly recommended with Profloor Plus.

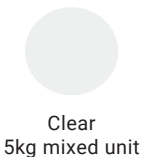
- ✓ **Finish:** Semi-Gloss
- ✓ **Application:** 
- ✓ **Coverage:** 7-10 m<sup>2</sup>/kg
- 🕒 **Drying Time:**  2-3hrs 16hrs



## DAMPSHIELD

Coo-Var Dampshield creates a damp-proof membrane and can be used on new concrete before it has fully cured. Adheres to damp and/or floors with residual oil contamination. Ideal for cellars, basements, garages, factories and warehouses.

- ✓ **Finish:** Semi-Gloss
- ✓ **Application:** 
- ✓ **Coverage:** 20 m<sup>2</sup>/kg
- 🕒 **Drying Time:**  24hrs



# Preparation Products

## ACID ETCH

Powerful water-based solution, chemically etches and cleans concrete/mortared floors and pools prior to painting. Removes salts and laitance from concrete and render. Designed to be used on bare concrete.

Tin Size: 5L

Coverage: 7m<sup>2</sup>/l



## OIL REMOVER

Powerful water-based cleaner & degreaser. Ideal for large areas. Removes oil and grease from floors, walls and other substrates prior to acid etching or abrading. Can be used in industrial cleaning machines.

Tin Size: 5L



## UNIVERSAL DEGREASER

Powerful solvent based cleaner and degreaser. Fast drying, ideal for small areas. Removes oil and grease from floors, prior to acid etching or abrading.

Tin Size: 2.5L



# A QUICK GUIDE TO OUR RANGE OF SPECIALISED FLOOR COATINGS

The Coo-Var brand is well known for our floor pain products.

In this guide you will find which floor paint is right for your project and which system we specify to get the job done.

If you require further information on any of our products and systems please contact us.

All Coo-Var Floor Paints have been PTV Tested to BS7976-2

Please see results in the table below.



## PTV TABLE

Floor Paint Product	Risk For Slip Potential in Dry Conditions	Risk For Slip Potential in Wet Conditions
Acrylic Floor Paint	Low	Moderate
Acrylic Floor Paint Clear Glaze	Low	Moderate
Anti-Slip Acrylic Floor Paint	Low	Low
Floor Paint	Low	High
Line Marking Paint	Low	Low
Profloor Plus With Anti Slip Additive	Low	Low
ProGrip	Low	Low
Step & Ramp Paint	Low	Low
Suregrip®	Low	Low
Driveway Paint	Low	Low
Tennis Court Paint	Low	Low

# AT A GLANCE....

	Acrylic Floor Paint	Anti-slip Acrylic/ Step & Ramp Paint	Floor Paint	Suregrip®	Profloor	Profloor Plus	ProGrip	Tennis Court Paint	Driveway Paint
<b>Concrete</b>	✓	✓	✓	✓	✓	✓	✓	✓	✓
<b>Wood</b>	✓	✓	✓	✓	✓	✓	✓	✓	✓
<b>Metal</b>			✓	✓	✓	✓	✓		
<b>Plaster</b>	✓	✓	✓	✓	✓	✓		✓	✓
<b>Tarmac</b>	✓	✓			✓	✓	✓	✓	✓
<b>Porous Tiles</b>	✓	✓	✓	✓	✓	✓	✓	✓	✓
<b>Glazed Tiles</b>					✓	✓	✓		
<b>Asphalt</b>	✓	✓			✓	✓	✓	✓	✓
<b>Interior Use</b>	✓	✓	✓	✓	✓	✓	✓	✓	✓
<b>Exterior Use</b>	✓	✓	✓	✓	✓	✓	✓	✓	✓
<b>Coverage (m<sup>2</sup>/l)</b>	11	5-9	9-11	6-10	6-10	4-5	6-10	5-9	5-9

# Additional Products

## Tennis Court Paint

A water-based coating designed to provide colour on asphalt and tar surfaces.


Available in 5L tins.

✓ **Finish:** Matt

✓ **Application:** 

✓ **Coverage:** 5-9 m<sup>2</sup>/l

⌚ **Drying Time:**  1hr 4hrs



## Driveway Paint

A water-based coating designed to provide colour on asphalt and tar surfaces.


Available in 5L tins.

✓ **Finish:** Matt

✓ **Application:** 

✓ **Coverage:** 5-9 m<sup>2</sup>/l

⌚ **Drying Time:**  1hr 4hrs



## Line Marking


A spirit based paint which can be applied directly to tarmac. Ideal for use in factories.  
Available in 2.5L and 5L tins.

✓ **Finish:** Matt

✓ **Application:** 

✓ **Coverage:** 10 m<sup>2</sup>/l

⌚ **Drying Time:**  30min 4hrs



## Acrylic Line Marking


A water-based paint which can be applied directly to tarmac. Ideal for use in factories.  
Available in 2.5L and 5L tins.

✓ **Finish:** Matt

✓ **Application:** 

✓ **Coverage:** 10 m<sup>2</sup>/l

⌚ **Drying Time:**  1hr 4hrs



## Anti-slip Step & Ramp Paint

A water-based floor paint used to provide a durable and hard wearing anti-slip surface for use on walkways, ramps and steps.

Available in 1L tins.

✓ **Finish:** Matt

✓ **Application:** 

✓ **Coverage:** 5-9 m<sup>2</sup>/l

⌚ **Drying Time:**  1hr 4hrs



Teal & Mackrill manufactures exceptional floor, problem-solving, agricultural, and marine coatings. We offer outstanding training and technical support, and our brands include Coo-Var and Teamac.

Established in 1908, we remain a family-owned business, continuously modernising our production and distribution to deliver industry-leading quality and service.

## We are happy to help!

For site visits and bespoke specifications contact Technical Services on +44 (0)1482 328 053

To download safety data sheets or to chat to us online visit our website:  
[www.coo-var.co.uk](http://www.coo-var.co.uk)

### TECHNICAL & SPECIFICATION SERVICE

For full application details or technical and health & safety information, please read the relevant product data sheets which are available from our sales office and are downloadable from our website [www.coo-var.co.uk](http://www.coo-var.co.uk).

The Coo-Var Technical Services Department can provide a wide range of services, information and back-up to support our customers and end users.

Ellenshaw Works, Lockwood Street, Hull, HU2 0HN, UK  
Tel: +44 (0)1482 328 053  
Email: [info@coo-var.co.uk](mailto:info@coo-var.co.uk)  
[www.coo-var.co.uk](http://www.coo-var.co.uk)

View Full Range



**COO-VAR**<sup>®</sup>  
PAINTS, PRIMERS & SPECIALISED COATINGS